








## Skill sheet 7 *Choose your level—up or down*

Learning English is flexible. You can easily change the level of any lesson you are studying. If a lesson is difficult, make it easier. If it is too easy, make it more challenging.

Book section	▼ Level down—easier	▲ Level up—more challenging
 Preview	<ul style="list-style-type: none"> <li>• Study the words before class. Make vocabulary cards.</li> <li>• Look at the pictures. How many of these words do you already know?</li> </ul>	<ul style="list-style-type: none"> <li>• Look at the words. How many other words can you add? Do you know words with the same or opposite meanings? (Alone or with a partner).</li> <li>• Close your book. How many can you remember?</li> </ul>
 Listening	<ul style="list-style-type: none"> <li>• Read the task before you listen.</li> <li>• Listen with a partner. Talk about what you DO understand.</li> <li>• (After you listen). Listen to the Audio CD. Touch the words and pictures as you hear them.</li> <li>• (After you listen). Do the Extra Listening in the back of your book.</li> </ul>	<ul style="list-style-type: none"> <li>• As you listen, write 2–3 extra pieces of information for each item.</li> <li>• Try shadowing as you listen—see the “shadowing” <b>Skill Sheet</b>. (After you listen).</li> <li>• Listen to the Audio CD. Close your eyes. Imagine the conversations.</li> <li>• (After you listen). Do the Extra Listening practice in the back of your book. Then listen again. Can you notice the key vocabulary and grammar?</li> </ul>
 Conversation	<ul style="list-style-type: none"> <li>• Practice with a partner. When you speak, don't look at the book. Look at your partner's eyes. (This helps your memory).</li> </ul>	<ul style="list-style-type: none"> <li>• Close your book. Have a similar conversation. Personalize and expand the conversation.</li> <li>• Close your book. Try to remember the conversation. Write it. Then check. (Alone or with a partner).</li> </ul>
 Pairwork	<ul style="list-style-type: none"> <li>• Spend extra time on <b>Pronunciation</b> and <b>Think Time</b>. This helps you notice:               <ul style="list-style-type: none"> <li>• What you want to say</li> <li>• How you will say it</li> </ul> </li> <li>• When you finish, recycle the task. Do it again using the other page (A or B). It will be easier the second time. Your English will be better, too.</li> </ul>	<ul style="list-style-type: none"> <li>• Say 2–3 extra sentences (ideas, more information, etc.) each turn.</li> <li>• Try shadowing your partner—see the “shadowing” <b>Skill Sheet</b>.</li> <li>• When you finish, close your books. How much information can you remember?</li> </ul>
 Language Check	<ul style="list-style-type: none"> <li>• Study the <b>Grammar Target</b> before you start.</li> <li>• Do it online (<a href="http://www.efcafe.com">www.efcafe.com</a>). Check your answers online. If you make a mistake, find the correct example in the Grammar Target.</li> </ul>	<ul style="list-style-type: none"> <li>• Write one extra sentence for each grammar item.</li> <li>• Think of more words for the <b>Vocabulary Check</b>.</li> <li>• Study the grammar and vocabulary pages in the back of the book.</li> </ul>
 Interaction	<ul style="list-style-type: none"> <li>• Spend extra time on the <b>Language Model</b> and <b>Think Time</b>. This helps you notice:               <ul style="list-style-type: none"> <li>• What you want to say</li> <li>• How you will say it</li> </ul> </li> </ul>	<ul style="list-style-type: none"> <li>• Try to guess the missing words in the language model before listening.</li> <li>• Say more sentences. Say longer sentences.</li> <li>• Add more ideas to the <b>Idea Box</b>.</li> </ul>
 Real Stories	<ul style="list-style-type: none"> <li>• Listen once. Then read the story and write the missing words. Listen again to check.</li> <li>• Write <b>Your Story</b> (step 3) in your first language first. Then write it in English.</li> </ul>	<ul style="list-style-type: none"> <li>• Write a longer story.</li> <li>• Submit your story at <a href="http://www.efcafe.com/ony-ourown.html">www.efcafe.com/ony-ourown.html</a>.</li> </ul>



*You have access. You're working on success. You're using English, firsthand.*



PHOTOCOPIABLE © Pearson Education Asia Limited 2010 [www.efcafe.com](http://www.efcafe.com)